



District Report Card: 2017


State: Jammu And Kashmir	District: Jammu
Class: 3	Subject: Mathematics
Schools: 61	Students: 470


Participation/Coverage


Students

<div>GENDER</div> <div></div>	Boys		Girls	
	Number	%	Number	%
	230	48.94	240	51.06

<div>AREA</div> <div></div>	Rural		Urban	
	Number	%	Number	%
	282	60.00	188	40.00

<div>CATEGORY</div> <div></div>	SC		ST		OBC		GEN	
	Number	%	Number	%	Number	%	Number	%
	166	35.32	124	26.38	33	7.02	147	31.28

<div>CWSN</div> <div></div>	LD	VI	HI	S&LD	ID	Oth
	0	1	1	2	1	13

<div>Management</div> <div></div>	Government		Government-aided	
	Number	%	Number	%
	470	100.00	0	0.00

Average Performance of Students in Mathematics (%)

Overall	Gender		Area		Management		Social Group			
	Male	Female	Rural	Urban	Govt.	Aided	SC	ST	OBC	GEN
58.75	60.23	57.33	55.39	63.79	58.75	0.00	57.75	54.14	62.22	62.99

Performance on Learning Outcomes (LOs)

Learning Outcomes	Description	Average Performance(%)
M301	Reads and writes numbers up to 999 using place value	57.38
M302	Compares numbers up to 999 based on their place values	57.23
M303	Solves simple daily life problems using addition and subtraction of three digit numbers with and without regrouping	50.00
M304	Constructs and uses the multiplication facts (up till 10) in daily life situations	63.09
M305	Analyses and applies an appropriate number operation in the situation/ context	54.26
M306	Explains the meaning of division facts by equal grouping/sharing and finds it by repeated subtraction	58.94
M309	Identifies and makes 2D-shapes by paper folding, paper cutting on the dot grid, using straight lines etc.	79.60
M311	Fills a given region leaving no gaps using a tile of a given shape	36.89
M312	Estimates and measures length and distance using standard units like centimeters or meters & identifies relationships	26.99
M317	Reads the time correctly to the hour using a clock/watch	72.34
M318	Extends patterns in simple shapes and numbers	53.15
M319	Records data using tally marks, represents pictorially and draws conclusions	72.55

Range of Performance of Students who Answered Correctly							
Below 30%		30% - 50%		50% - 75%		Above 75%	
Number	%	Number	%	Number	%	Number	%
60	12.77	128	27.23	143	30.43	139	29.57

Lowest Performing Learning Outcomes (LOs)

- 1 - Estimates and measures length and distance using standard units like centimeters or meters & identifies relationships (26.99)
- 2 - Fills a given region leaving no gaps using a tile of a given shape (36.89)
- 3 - Solves simple daily life problems using addition and subtraction of three digit numbers with and without regrouping (50.00)
- 4 - Extends patterns in simple shapes and numbers (53.15)
- 5 - Analyses and applies an appropriate number operation in the situation/ context (54.26)